



PCA Virtual Quiz Guide

Sub Juniors – 6:00pm AEST September 28, 2021

Juniors – 6:00pm AEST September 29, 2021

Seniors – 6:00pm AEST September 30, 2021

Quiz Rounds:

1. Written Phase (25 Questions) - Test to be done by each individual in the Team
2. Classroom Phase (25 Questions) – Test to be completed as a whole Team
3. Games Phase – to be completed as a whole Team
 - * Game 1 – Alphabet Game
 - * Game 2 - Odd One Out
 - * Game 3 - Famous Australian Olympic Equestrians
 - * Game 4 – Jumbled Words

Each round will have a time limit (TBA)

There will be one warm-up round prior to Phase One.

It is envisaged each Team competition will run no longer than 1.5 hours in duration.

Requirements and Set Up:

A PC, Tablet or Laptop is required for each competitor & Team Manager

The latest version of Zoom will need to be downloaded onto competitor's & Team Manager's PC/Laptop (A link will be sent prior to the competition).

Each Team is required to have a Team Manager

The Team Manager must be prepared to record on paper the answers from their team in case of technology issues.

Team Managers should also ask anyone else accompanying any team members to leave the room.

Everyone who joins the meeting must display their Zoom name using the following format:

- Team Member: BROWN Emily
- Team Manager: MANAGER SMITH Karen

The team should also be reminded that if anyone is caught cheating in any way then the team will be eliminated.

Location:

Each State is responsible in deciding the location of their Teams. The Team members may be sitting together in one room or can be in different venues located across their State.

During the Written Phase, if team members are located at the same venue, they must be seated at least 1.5m apart and must not discuss questions or answers at any time during the phase.

Quiz Questions:

Written Phase – Individual Round. Individuals will be sent into a “breakout room” to complete their test on their own.

Classroom Phase – Team Round. Competitors will be sent into a “breakout room” with their team to complete the test together.

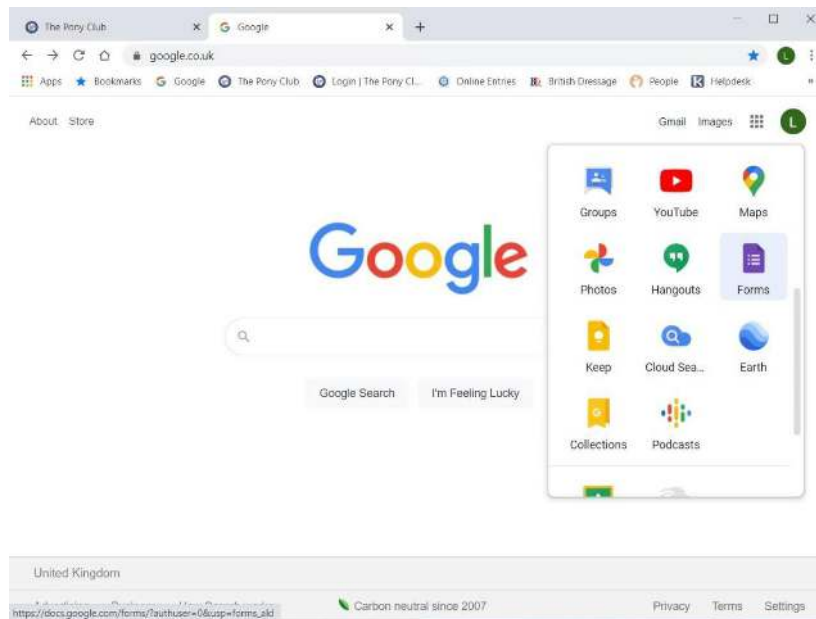
Games Phase – Team Round. Competitors will be sent into a “breakout room” with their team to complete the phase together.

Questions will be set in Google Forms – Please see next page on how to set up and run your own practice Quiz sessions.

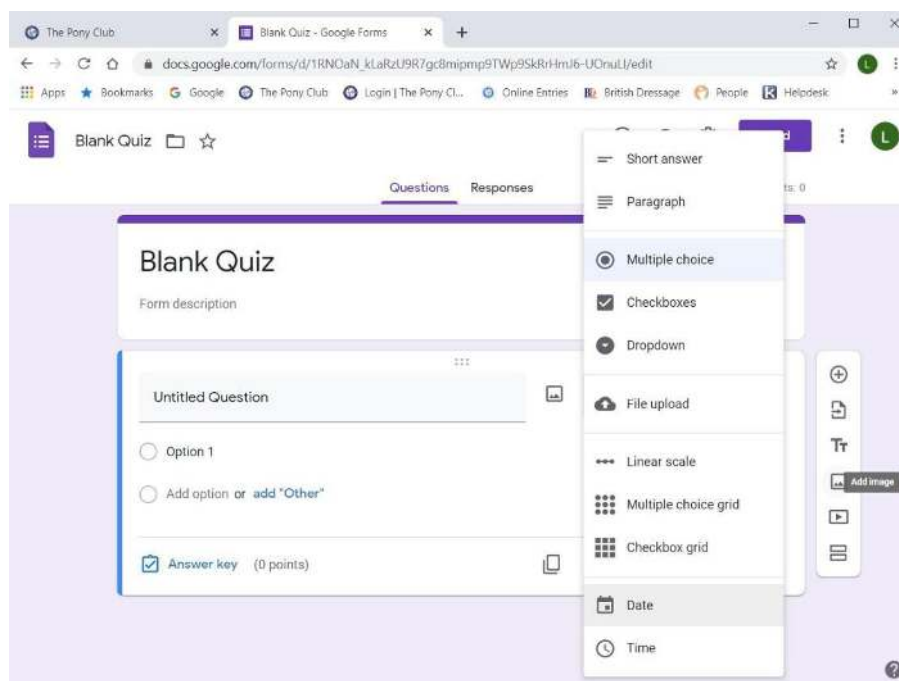


Google Forms

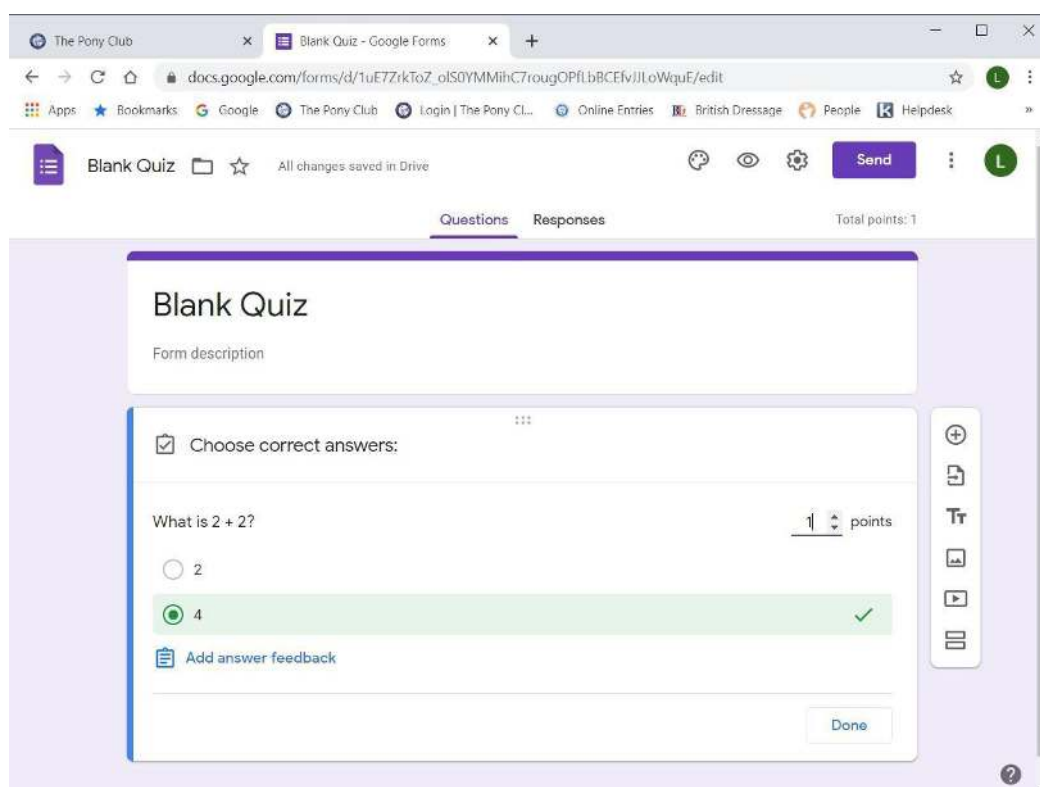
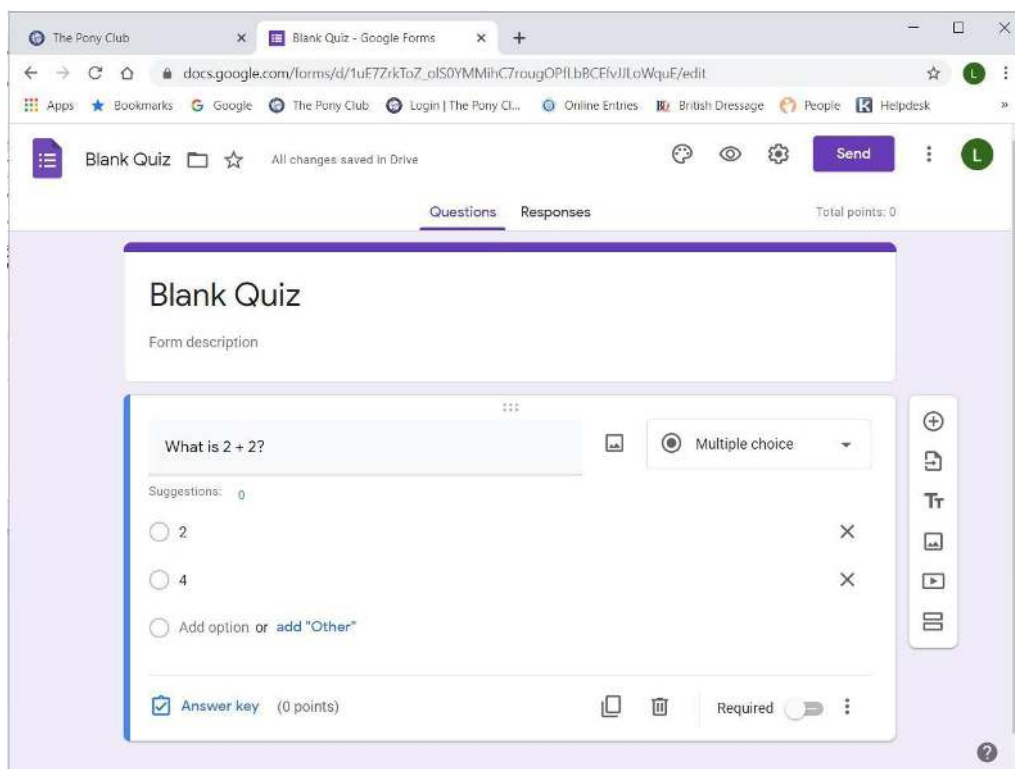
Google Forms will be used for the platform for the quiz questions. Should each State/Team wish to practise for the PCA Virtual Quiz competition, you can follow this guide to set up your Questions:



You can add pictures, sections, videos etc using the menu on the side of the question. The type of questions can be set to a short answer or multiple choice as appropriate.



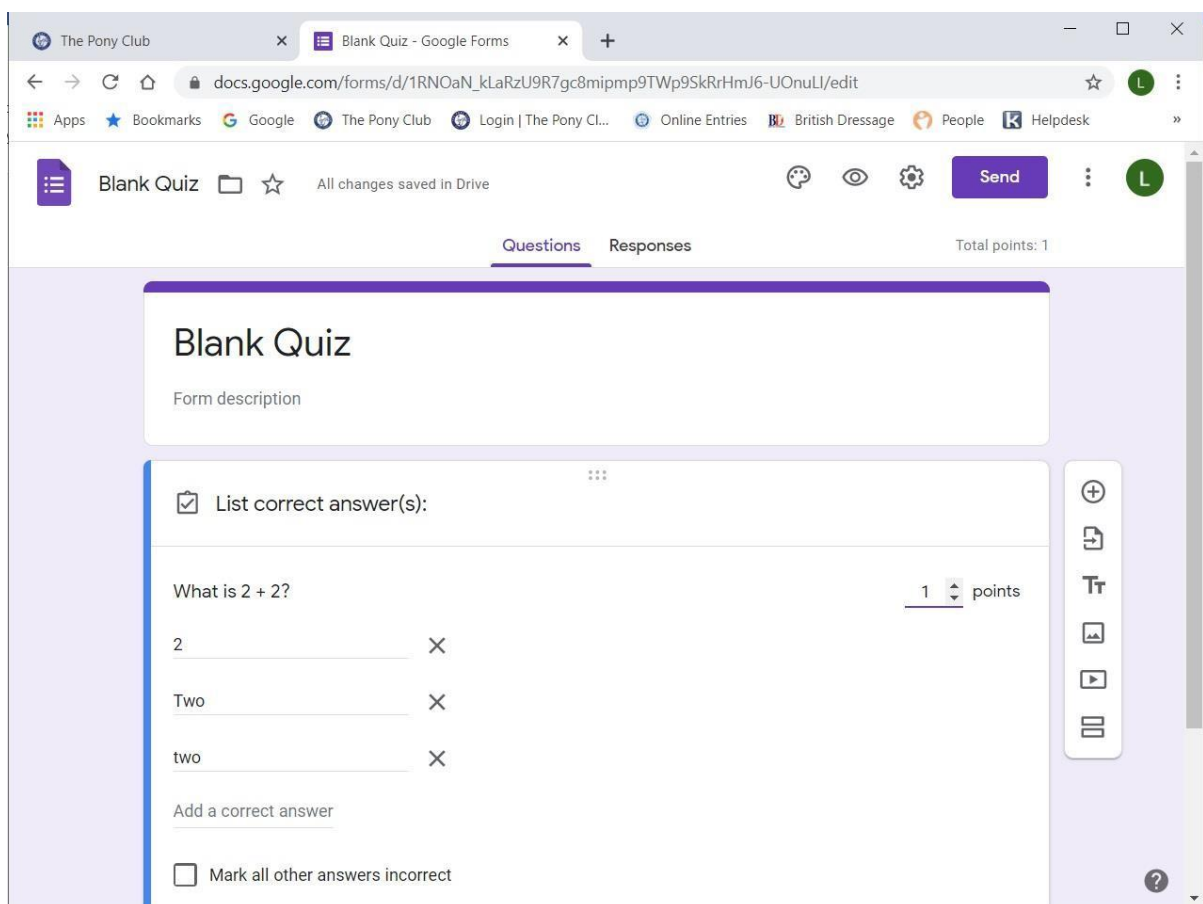
The user types in the question, and if using multiple choice, the different options. Then by clicking “Answer Key” you tell the form what the correct answer is and how many points the question is worth.



However, when setting the answers be aware that:

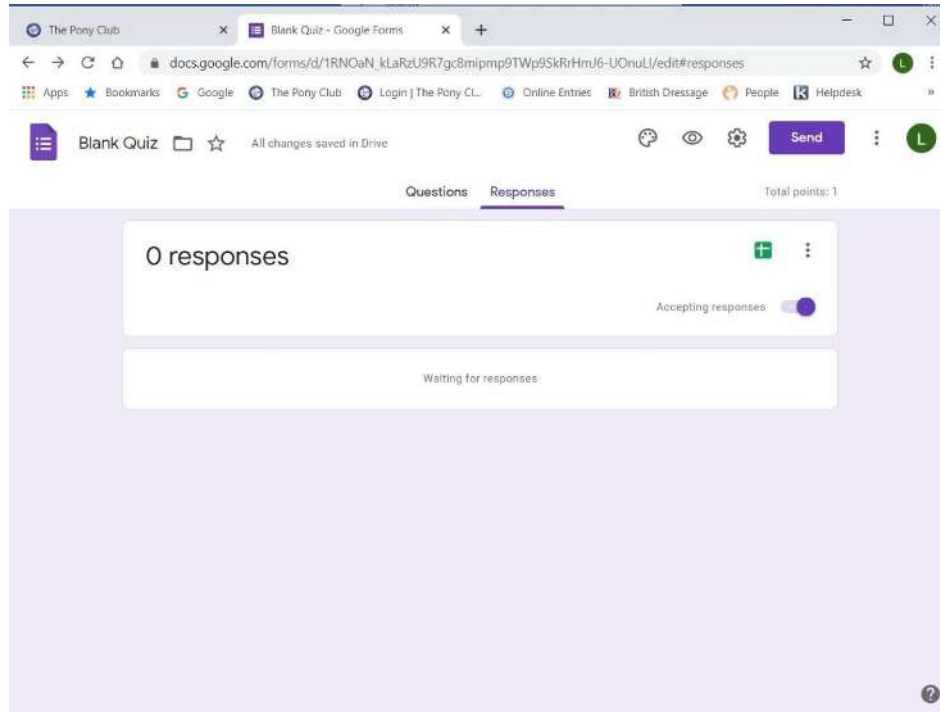
- It does not consider spelling mistakes. If an answer is spelt wrong, it will mark it as incorrect.
- It does not consider uppercase or lowercase letters. If the answer is inputted with a capital first letter but the teams answer is submitted in lowercase, it will mark it as incorrect.

Therefore, when scoring, it is important to check all answers and score accordingly. It is possible to input the answer in every possible way you can think of to minimise this but this shouldn't be relied upon.



The screenshot shows a Google Forms editor interface for a quiz titled "Blank Quiz". The question is "What is 2 + 2?" and is worth 1 point. Three answers are listed as incorrect: "2", "Two", and "two". The interface includes a "List correct answer(s)" checkbox, an "Add a correct answer" field, and a "Mark all other answers incorrect" checkbox. The browser address bar shows the URL: docs.google.com/forms/d/1RNOaN_kLaRzU9R7gc8mipmp9TWp9SkRrHmJ6-UOnuLI/edit.

When completed rounds are submitted, they will appear in “Responses” and can be downloaded onto an Excel Spreadsheet.



It is important that in “Settings; Quizzes” that the release grade is set to Later so answers can be reviewed by your scoring team.

