



PONY CLUB AUSTRALIA
NATIONALS 2021



TABLE OF CONTENTS

WELCOME.....	3
EVENT CONTACTS	3
IMPORTANT DATES	4
AWARDS	4
VENUE DETAILS (subject to change).....	5
GENERAL REGULATIONS	6
GEAR RULES.....	8
GUIDELINES FOR EACH DISCIPLINE	8
DRESSAGE CHAMPIONSHIP	8
SHOWJUMPING CHAMPIONSHIP.....	13
COMBINED TRAINING CHAMPIONSHIP	16
MOUNTED GAMES	19
TETRATHLON CHAMPIONSHIP	22
QUIZ CHAMPIONSHIP.....	27
RIDE TO TIME CHAMPIONSHIP	28
ENTRY FEES AND COSTS	32



WELCOME

Welcome to the PCA National Championships 2021. So many events in many states had to be cancelled in 2020 and 2021 due to COVID19. Some events have been postponed, but COVID19 means that it is very difficult to set an actual date when organisers can guarantee that an event will be held. Pony Club Australia believes that in these circumstances, the show must go on – virtually – so that selected riders can participate in a national event which is something this year, rather than the boring nothing that is cancellation.

The next PCA National Championships may be able to be held in 2022, or they may not. It is too difficult to say at the moment. What we definitely can say is that the PCA National Championships 2021 will be held – virtually – this year. The PCA National Championships Organising Committee has been working hard to provide selected riders in every state in Australia with an excellent virtual national competition experience.

The best bit? All videos of each rider's performance will be turned into a broadcast for each discipline. No one will know the national results until the end of the broadcast. More of your family and friends will be able to join you in part of your PCA National Championships 2021 experience – virtually.

Bring it on!

Michelle Harper
Chair

Organising Committee, PCA National Championships 2021

EVENT CONTACTS

ORGANISING COMMITTEE

CHAIR:

Michelle Harper

nationals@ponyclubaustralia.com.au

EVENT SECRETARY:

Carole Hodges

nationals@ponyclubaustralia.com.au

PONY CLUB AUSTRALIA:

Catherine Ainsworth

nationals@ponyclubaustralia.com.au

FACEBOOK:

<https://www.facebook.com/ThoroughbredIndustryCareers2021PCANationals>



IMPORTANT DATES

ENTRIES:

ENTRIES OPEN: 11 August 2021

ENTRIES CLOSE: 31 August 2021

COMPETITION:

VIRTUAL COMPETITION OPENING DATE: 18 September 2021

**SUBMISSION OF VIDEOS
AND SCORES CLOSING DATE:** 10 October 2021

RESULTS:

LIVESTREAM AND RESULTS - FROM 24 October 2021

AWARDS

INDIVIDUAL CHAMPIONSHIPS

Ribbons for first to sixth place in:

each Championship Event

Quiz written phase and

Top Score in Swim, Run and Shoot phases of Tetrathlon.

Sashes for first to third place for Individual Championship

Rug for Individual Champion

TEAM CHAMPIONSHIPS

Rosettes for first to third place in Team Championship

Rug for Champion Team



VENUE DETAILS (subject to change)



Burpengary Equestrian Centre, 3-4 October



Wirrina Cove Holiday Park, 27-30 September
Strathalbyn Racecourse 29 September



Tasmanian Equestrian Centre, 25-27 September
Van Diemen Pistol Club Mowbray, St Leonards Running Track,
Launceston Aquatic Centre 18,19 & 21 September



State Equestrian Centre Brigadoon, 28-29 Sep
Swan Valley H&PC 27-29 Sep, HBF Stadium Mount Claremont
28 Sep, and Perry Lakes Stadium 27 Sep



GENERAL REGULATIONS

ALL COMPETITORS

- The Rider's age is determined as of 1 January 2021.
- All Riders must be current financial members of Pony Club Australia. This includes Riders who are current financial members of a Pony Club that is a member of a state association that is a member of Pony Club Australia.
- A minimum of three states are required to compete to constitute a PCA National Team Championship event, otherwise the event will become a competition for individuals only.
- Riders must not share their results for a discipline prior to the broadcast of competition and national results for that discipline under penalty of elimination.

DRESSAGE

- Sub Juniors are age 10 years and under 13 years.
- Combined (Juniors and Seniors) are age 13 years and under 26 years.
- For entries from each State or Territory:
 - The Sub Junior Team is to be a maximum of 6 Riders with the top 3 scores to count. All Riders in each Team form the Team.
 - The Combined Team is to be a maximum of 12 Riders with the top 6 scores to count. All Riders in each Team form the Team.
 - Where there are insufficient numbers to form a Team, Individual Riders are permitted.
- Points are accumulated from each event.
- All Riders will be scored for Individual Championships.

SHOWJUMPING AND COMBINED TRAINING

- Sub Juniors are age 10 years and under 13 years.
- Juniors are age 13 years and under 17 years.
- Seniors are age 17 years and under 26 years.
- Each State or Territory may enter 6 Riders in each age group in each Discipline.
- Teams are to be a minimum of 3 Riders and a maximum of 6 Riders with the top 3 scores to count. All Riders in each Team form the Team.
- Where there are insufficient numbers to form a Team, each State or Territory may enter Individual Riders.
- Points are accumulated from each event.
- All Riders will be scored for Individual Championships.

TETRATHLON

- Sub Juniors are age 10 years and under 13 years.
- Juniors are age 13 years and under 17 years.
- Seniors are age 17 years and under 26 years.



- Each State or Territory may enter a maximum of 4, and a minimum of 3, female Riders in each age group and a maximum of 4, and a minimum of 3, male Riders in each age group with the top 3 scores in each Team to count. All Riders in each Team form the Team.
- Where there are insufficient numbers to form a Team, each State or Territory may enter Individual Riders.
- Points are accumulated from each event.
- All Riders will be scored for Individual Championships.

MOUNTED GAMES

- Juniors are age under 16 years.
- Seniors are age 16 years and under 26 years
- Each State or Territory may have one Team of 5 Riders in each age group.
- Each State or Territory may not enter Individual Riders.

QUIZ

- Sub Juniors are age 10 years and under 13 years.
- Juniors are age 13 years and under 17 years.
- Seniors are age 17 years and under 26 years.
- Each State or Territory may have Teams of 4 competitors in each age group with the top 3 scores in each Team to count. All competitors in each Team form the Team.
- Each State or Territory may not enter Individual Riders.
- Points are accumulated from each event.
- All competitors will be scored for Individual Championships.

ALL DISCIPLINES

- One horse per Rider, one Rider per horse.
- Special exemption to the one Rider one Horse rule may be given in exceptional circumstances and is subject to approval by PCA.
- 2021 exception to the one Rider one Horse rule applies if a discipline Team of 3 cannot be made from State or Territory nominations, then a second competition horse is allowed from an already competing Rider if the second horse is also qualified to compete.
- Horses may participate in a maximum of 2 Disciplines.
- A horse may compete in any two Jumping Disciplines. Jumping events include Showjumping, Combined Training and Tetrathlon.
- Substitutes due to injury or illness are at the discretion of each State or Territory up until the commencement of competition of the Discipline entered.
- Unless otherwise stated in this Program, PCA National Rules apply to this event including the PCA National Gear Rules.
- Swabbing of horses may be carried out randomly at this event.



GEAR RULES

ALL DISCIPLINES:

PCA National Gear Rules 2021 at https://ponyclubaustralia.com.au/wp-content/uploads/2020/06/Gear-Rules-FINAL-24-Aug-2021.pdf?fbclid=IwAR2pxB1TP4k-9YQyAahk8wLjSj6YbrjW_0LMpUaKeSWNhWCX33V-89nbas

GUIDELINES FOR EACH DISCIPLINE

DRESSAGE CHAMPIONSHIP


	Preliminary Championship	Novice Championship	Elementary Championship	Medium Championship
Sub Junior	1A 1B 1C	2A 2B 2C		
Combined Junior/Senior		2A 2B 2C	3A 3B 3C	4A 4B 4C

RULES AND TESTS: <https://www.equestrian.org.au/Dressage-rules>

Riders compete at the 3 consecutive tests at the level they have chosen. Each Rider can only ride each Championship test once.

SCORING:

Due to the new format, there will be a different scoring system to previous PCA National Championships as follows:



Individual Championship

1. Each Rider competing at any level may score Individual Championship points.
2. Riders must compete in all three consecutive tests at the same level to be eligible for Individual Championship points.
3. If a Rider is eliminated in an event, Individual Championship points will not be awarded for that event, but the Rider is eligible to score Individual Championship points and Team Championship points in other events.
4. Individual Championship points are allocated to each Rider for each test as follows:
 - First place – 35 points
 - Second place – 34 points
 - Third place – 33 points
 - And so on until the end of the field
5. If there are equal placings in a particular event, the placings will be determined as follows:
 - (a) The higher total collective marks will decide the higher placing.
 - (b) If these marks remain equal, the placings remain tied.
6. Points awarded at the completion of each event will be totalled to determine the Individual Champion. The Individual Champion is the Rider with the highest combined Individual Championship points of the three tests collectively at each dressage level.
7. If there are equal placings for the Individual Championship, the Individual Champion will be determined as follows:
 - (a) The Rider with the highest aggregate percentage of the three tests combined.
 - (b) If there is still a tie, the Rider with the highest score in the C lettered test.
 - (c) If there is still a tie, the Rider with the highest score in the B lettered test.
 - (d) If there is still a tie, the Rider with the highest score in the A lettered test.
 - (e) If there is still a tie, equal placings will be awarded for Individual Champion.

Team Championship – Combined Junior/Senior Teams

1. A minimum of six Riders in a Team must commence each scheduled test for the Team to be eligible for Team Championship points.
2. The six Riders with the highest Individual Championship points from each Team count towards the Team Championship.



3. If there is an equality of Team Championship points for two or more Riders in the same Team, the Rider competing at the higher dressage level will take precedence over the Rider competing at the lower dressage level.
4. Team Championship points are allocated to the placings of each Rider for each dressage level as follows:
 - First place overall – 35 points
 - Second place overall – 34 points
 - Third place overall – 33 points
 - And so on.
5. The Team Championship will be awarded to the team with the highest points.
6. If there is an equality in Team Championship points for two or more Teams, the Team with the highest number of Riders competing at the higher level of dressage will be the Team Champion.

Team Championship – Sub Junior Teams

1. A minimum of three Riders in a Team must commence each scheduled test for the Team to be eligible for Team Championship points.
2. The three Riders with the highest Individual Championship points from each Team count towards the Team Championship.
3. If there is an equality of Team Championship points for two or more Riders in the same Team, the Rider competing at the higher dressage level will take precedence over the Rider competing at the lower dressage level.
4. Team Championship points are allocated to the placings of each Rider for each dressage level as follows:
 - First place overall – 35 points
 - Second place overall – 34 points
 - Third place overall – 33 points
 - And so on.
5. The Team Championship will be awarded to the team with the highest points.
6. If there is an equality in Team Championship points for two or more Teams, the Team with the highest number of Riders competing at the higher level of dressage will be the Team Champion.



VIRTUAL DRESSAGE RULES:

Organisation

A State Association, a Zone, a Pony Club, or an Individual (Organiser) may be directly responsible for the organisation of part of the Dressage Championship. Videoed Dressage Tests will be judged remotely by Judges appointed by PCA.

An Organiser, after having regard to the requirements of the Rules relating to the time between a Rider's tests and the number of tests that may be ridden by a Rider in a day, must allocate a set 15 minutes at a particular time on a set date to each Rider for each test. There must be 5 minutes between each 15 minutes allocated to each Rider. The Rider must be notified of the times and the dates allocated to them by the Organiser for each test to be ridden. The Organiser must notify PCA of all times and dates allocated to all Riders for each test at the same time that Riders are notified.

Dress

State Pony Club uniform or as determined by your State Association.

Arena

- The arena must be 20m x 60m in size.
- To assist the judge(s) in assessing the accuracy of your performance, markers must be positioned correctly around the arena. However, it is not necessary to use letter markers, other appropriate objects such as pot plants or cones are acceptable.

Judging

- Videoed Dressage Tests will be judged remotely by Judges appointed by PCA. The Gear Check Videos and the Dressage Test Videos must be uploaded to a dedicated file sharing platform via the link provided to competitors on or before 10 October 2021.

Videos

- For each test, Riders must record and submit a separate virtual Gear Check video taken, dated, and timed within 30 minutes of the commencement of the Dressage Test video taken of that test, comprised of:
 - Both sides of the horse's head showing the bridle in full
 - Both sides of the saddle showing the saddle and girth in full
 - If the saddle has saddle flaps, both sides of the saddle with the saddle flap lifted showing underneath the saddle flap and girth in full
 - All four legs of the horse
- Tests must be ridden specifically for the particular class in the PCA National Championships within the scheduled filming period. Do not submit videos of tests from another competition. Any video which is suspected of having been filmed



during another competition or outside the scheduled filming period for the PCA National Championships will not be accepted.

- The Gear Check video and the Dressage Test Video must be submitted in their original format. Do not edit videos, including sound editing, or apply any kind of filter. If the judge suspects that a video has been edited this may result in elimination, at the discretion of the Organising Committee.
- The time and date appearing on each Gear Check Video and each Dressage Test Video must correspond with the time and date allocated and notified to the Rider by the State Association for each test.

Filming

- Film from the judge's position at C. The camera must be set back approximately 2-3 meters from the C marker, approximately 1.5m above the ground level of the arena.
- If filming on a smartphone, hold the device in the landscape (sideways) orientation.
- Sound **MUST** be recorded.
- There must be some zoom when the rider is at the A end of the arena – entries may be marked down if the judge(s) cannot see the entirety of both Rider and horse clearly during each movement.

DRESSAGE VIDEO GUIDELINES

You will need a friend or parent to film your test for you. Ask them to follow these instructions to ensure your test can be judged online.

Practice Filming

It is recommended that the Rider and the person who will be filming the Rider's tests have a practice filming well before the day(s) of competition to ensure that everyone is prepared for the day of competition.

Filming Position

- Film from behind the judge's position at the C marker, outside the arena
- If it's a sunny day, try to ensure the sun is behind the camera. We understand this is not always possible due to the orientation of some arenas, however the filming must still be done at C
- If you can, mount the device on a tripod to keep it steady

Technique

- If filming on a smartphone, hold the device in the landscape orientation (i.e. sideways)
- Start filming a short time before the rider enters at A, for example, as the rider passes the E or B marker
- Keep the horse and rider in the centre of the frame
- Sound **MUST** be recorded.



Zooming

- Avoid excessive zooming in and out - the judge will need to see the part of the arena the competitor is in and the whole horse and rider clearly
- Some zooming is necessary when the horse and rider are at the far end of the arena

Framing

- The horse and rider should fill about half of the vertical space in the frame whenever possible.

REMEMBER, NO EDITING OF YOUR VIDEOS, INCLUDING SOUND!

SHOWJUMPING CHAMPIONSHIP

CHAMPIONSHIP EVENTS:

	First Championship Event	Second Championship Event	Third Championship Event
Sub Junior	Article 238.2.2 (AM5)	Article 273.1, 273.2.2.1, 273.3.3.2, 273.4.4 (Competition over Two Rounds)	Article 274.2.2.5 (Super Two Phase)
Junior			
Senior			

HEIGHTS, SPREADS AND SPEEDS:

	Sub Juniors	Juniors	Seniors
Number of efforts	9 to 12	9 to 12	9 to 12
Maximum starting height	0.80m	1.05m	1.15m
Maximum height	1.00m	1.15m	1.25m
Maximum spread	1.05m	1.20m	1.35m
Speed – metres per minute	300	325	350

RULES:

https://www.equestrian.org.au/sites/default/files/2021_EA_Jumping_Rules_CLEAN_1_January_2021.pdf



SCORING:

By the Judge physically present and judging the rounds:

The Judge will conduct each class and judge each Rider in each class according to the rules. The results must be submitted immediately to PCA upon completion of the competition or by 10 October 2021 (whichever is earlier) by email to nationals@ponyclubaustralia.com.au

By the central remote Scorer:

Individual

Step 1: Collate results received from Judges physically present and judging the rounds.

Step 2: Use the following Points System to allocate the corresponding points to each Rider:

Points System

1. The total number of Riders starting in the first event will determine the point allocations for the subsequent events, i.e., if 22 Riders start in the first class, the scoring system for the subsequent events are based on 22 Riders. If only 20 Riders start the second event the scoring system remains at 22 and so on.
2. The winner of each event will be awarded points equal to the number of Riders in the first event. E.g. –22 starters = 22 points
3. Every Rider that completes an event will score points according to their placing in their field: E.g., 1st place = 22 points, 2nd place = 21 points, 3rd place = 20 points, ... 21st place = 2 points, 22nd place = 1 point.
4. If a Rider is eliminated in an event, they will not be awarded points for that event. However, they are eligible to score points in the other events.
5. These Individual Rider points for each event are added together progressively throughout the Championship to determine the Individual Champion.
6. In the event of an equal placing in an event, the scores will be added together and divided equally.

Team

1. Teams consist of a minimum of 3 (maximum of 6) Riders with the best 3 scores to count. To be eligible for a Team placing, at least 3 members of the Team must complete each scheduled event.
2. A minimum of 3 Team members must ride all Championship events before the Team is eligible for an award.
3. Points obtained by the 3 highest placed riders in each Team for each event are totalled for that event.
4. In the case of the equality of points for the final placing, the scores will be added and divided equally. If these are still equal, then the placings are tied.



5. If a Rider is eliminated, which would preclude the Team from obtaining a Team score, then the eliminated Rider can continue for the Team (receiving 20 penalties more than the worst placed competitor who has finished that particular round), thereby enabling the Team to be scored in the following way:
 - a) If the Team is a two-round event, then the Rider carries that score into the next round.
 - b) If the Team event is, for example, an AM5 then the score obtained by the above method becomes the Rider's Team score.

VIRTUAL SHOWJUMPING RULES:

Organisation

A State Association, a Zone, or a Pony Club (Organiser) may be directly responsible for the organisation and judging of part of the Showjumping Championship.

The course

The arena must be 50m x 80m. A course plan designed by an FEI course designer with international virtual showjumping competition experience will be provided to the Organiser. The course plan will be designed on a grid and will contain detailed specifications for building the Showjumping course. Electronic timing gear will be required. The Judge must act as the PCA Technical Delegate and inspect the built course to ensure that it has been built in accordance with the course plan.

Video

Each Rider must submit an unedited video, including sound, of their ride at each PCA National Championships showjumping round to PCA, by uploading to a dedicated file sharing platform via the link provided to competitors, immediately upon completion of the competition or by 10 October 2021 (whichever is earlier). Do not submit videos of showjumping rounds from another competition. Any video which is suspected of having been edited (visual or sound) or filmed during another competition or outside the scheduled filming period for the PCA National Championships will not be accepted.


The use of smartphones is encouraged to record the unedited video to be submitted to PCA. Videos of showjumping rounds must show date and time.

SHOWJUMPING VIDEO GUIDELINES

You will need a person to film your round for you. Ask them to follow these instructions to ensure your round will be of the best quality for the livestream of the Showjumping Championships

Filming Position

- Film from near the judge's position, outside the arena
- If it's a sunny day, try to ensure the sun is behind the camera
- If you can, mount the device on a tripod to keep it steady



Technique

- If filming on a smartphone, hold the device in the landscape orientation (i.e. sideways)
- Start filming a short time before the Rider presents to the judge
- Keep the horse, rider and jump in the centre of the frame
- Sound **MUST** be recorded.

Zooming

- Avoid excessive zooming in and out – we need to see the part of the arena the competitor is in, the jump and the whole horse and rider clearly
- Some zooming is necessary when the horse and rider are at the far end of the arena

Framing

- The horse and rider should fill about half of the vertical space in the frame whenever possible.

COMBINED TRAINING CHAMPIONSHIP

	Dressage	Jumping
Sub Junior	EvA80 Test A	0.85m
Junior	EvA95 Test A	1.00m
Senior	Ev Test A CCNI*	1.10m

TESTS:

<http://www.equestrian.org.au/Eventing-Dressage-tests>

RULES:


Chapter 8 and Chapter 10 (except for the Jumping heights specified in Appendix C.1 which are substituted with the Jumping heights specified in the table above) of the EA Eventing Rules effective 1 August 2021 at

https://www.equestrian.org.au/sites/default/files/Equestrian-Australia-National-Eventing-Rules-2021-Clean-updated-01-08-2021%20_0.pdf

SCORING:

1. Dressage

Videoed Dressage Tests will be judged remotely by Judges appointed by PCA. The Gear Check Videos and the Dressage Test Videos referred to in the Virtual Dressage Rules under the heading Dressage Championships above must be uploaded to a dedicated file sharing platform via the link provided to competitors on or before 10 October 2021.



2. Jumping

By the Judge physically present and judging the rounds:

The Judge will conduct each class and judge each Rider in each class according to the rules. The results must be submitted immediately to PCA upon completion of the competition or by 10 October 2021 (whichever is earlier) by email to nationals@ponyclubaustralia.com.au

3. Scoring of Combined Training by the central remote Scorer:

Individual

Individual scoring shall be as per the Eventing rules.

The same rider must complete both phases, mounted, on the same horse.

1. Disqualification or elimination from one phase involves disqualification or elimination from the whole competition.
2. The placings are reached by adding together all the penalty points incurred in the different phases.
3. Scoring of Individual Champion to be calculated from the 2 Championship phases. The winner is the competitor with the lowest total penalty points.
4. In the case of a tie, the winner or place getter will be determined in the order as follows:
 - a) The rider with the lowest Jumping score (total of jumping and time penalties).
 - b) If there is still a tie, the winner or place getter will be the one whose Jumping time was the closest to optimum time.
 - c) If there is still equality, the placing will be decided in favour of the competitor with the highest percentage score in the Dressage phase.
 - d) If there is still equality, the tied placing will remain.

Team

1. Teams consist of a minimum of three and a maximum of six riders.
2. For scoring purposes, the 'Team' shall be defined as the three riders with the lowest penalties after both phases have been scored.
3. The winning Team for Combined Training will be that Team which scores the lowest total of penalties accumulated across both phases.
4. In the case of a tie for 1st or any other place, the higher placing Team will be determined in the order as follows:
 - a) The Team with the lowest penalties in the Jumping phase (total jumping and time penalties).



- b) If there is still a tie, the higher placing Team will be that one whose Jumping time was closest to the optimum time.
- c) If there is still equality, the placing will be decided in favour of the Team with the highest percentage score in the Dressage phase.
- d) If there is still equality, then the tied placing will remain.

VIRTUAL COMBINED TRAINING RULES

Organisation

A State Association, a Zone, or a Pony Club (Organiser) may be directly responsible for the organisation and judging of part of the Combined Training Championship.

Virtual Rules

- Virtual Dressage Rules above.
- Virtual Showjumping Rules above.

Video

- Dressage Video Guidelines above.
- Showjumping Video Guidelines above.



MOUNTED GAMES

GAMES

1	Bending	13	Hi Lo
2	Bottle	14	Litter
3	Ball and Bucket	15	Pony Express
4	Tack Shop	16	5 Mug Pole specific
5	Pony Pairs	17	Sword
6	3 Mug	18	Pyramid
7	Stepping Stones	19	Pony Club Pole
8	Windsor Castle	20	5 Flag
9	Postman's Chase		
10	Fishing		
11	Tyre		
12	2 Flag		

RULES:

PCA Mounted Games Rule Book 2021 at <https://ponyclubaustralia.com.au/wp-content/uploads/2020/06/PCA-Mounted-Games-Rule-Book-2021.pdf>

Each game will be conducted for Junior and Senior classes at the same time in 2 adjacent lanes, with one lane for each age group.

The 20 games are to be run in one day, with one game immediately following the other in number order, subject to the time taken for equipment change or appeal under the rules.

SCORING:

By the Judge physically present and judging the rounds:

- There must be one Judge for each Junior and each Senior lane
- Each Judge will time each game and will record the time beginning when the first Rider of the Team crosses the start line and ending when the fourth Rider of the Team crosses the finish line.
- The scoresheet must be submitted immediately to PCA upon completion of all 20 games or by 10 October 2021 (whichever is earlier) by email to nationals@ponyclubaustralia.com.au
- The video for each game must be submitted immediately to PCA upon completion of all 20 games or by 10 October 2021 (whichever is earlier) by being uploaded to a dedicated file sharing platform via the link provided to competitors.



By the remote central Scorer:

Points will be awarded based on one in excess of the number of teams competing, for example, in a four-team competition, points will be 5, 4, 3 and 2. One point for elimination, 0 points for disqualification.

- In the event a Team fails to complete the game, OR the last team on the field cannot finish in a timely manner, then the Official Steward may elect to blow the whistle to finish the race in the interests of saving time. That team would then take (2) points for last place.
- In the event of equality for the final placings, equal placings will be awarded.

VIRTUAL MOUNTED GAMES RULES:

Organisation

A State Association, a Zone, or a Pony Club (Organiser) may be directly responsible for the organisation and judging of part of the Mounted Games Championship.

Equipment

The equipment for each Game must be set up in accordance with the PCA Mounted Games Handbook 2021 at <https://ponyclubaustralia.com.au/wp-content/uploads/2020/06/PCA-Mounted-Games-Handbook-2021-1.pdf>

Identical equipment for each Game must be set up in two lanes so that Junior and Senior classes are run at the same time.

The Judge must act as the PCA Technical Delegate and inspect the equipment to ensure that it has been built in accordance with the rules.

Judging and Results

The Judge(s) will conduct and judge the event according to the rules. The results must be submitted immediately to PCA upon completion of the competition and by 10 October 2021 (whichever is earlier) by email to nationals@ponyclubaustralia.com.au

Video

Videos of each Rider and Team competing in each game in each lane must show the entire game including the start, the full length of the game and the changeover.

Each Team must submit an unedited video, including sound, of each game ridden during the Mounted Games held at these PCA National Championships to PCA by uploading it to a dedicated file sharing platform via the link provided to competitors immediately upon completion of the competition or by 10 October 2021 (whichever is earlier). Do not submit videos of games ridden at another competition. Any video which is suspected of having been edited (visual or sound) or filmed during another competition or outside the scheduled filming period for the PCA National Championships will not be accepted.

The use of smartphones is encouraged to record the unedited video with sound to be submitted to PCA. Videos of games must show date and time.



MOUNTED GAMES VIDEO GUIDELINES

Your Team will need a person to film the entire game for you. Ask them to follow these instructions to ensure your round will be of the best quality for the verification of Judging, remote scoring, and livestream of the Mounted Games Championships

Filming Position

- Film from a position outside the arena
- If it's a sunny day, try to ensure the sun is behind the camera
- If you can, mount the device on a tripod to keep it steady

Technique


- If filming on a smartphone, hold the device in the landscape orientation (i.e. sideways)
- Start filming a short time before the first Rider in the Team crosses the start line and finish filming a short time after the fourth Rider in the Team crosses the finish line.
- Keep the horse, rider and jump in the centre of the frame, filming the entire game including the start, the full length of the game, the changeover, and the finish.
- Sound **MUST** be recorded.

Zooming

- Avoid excessive zooming in and out – we need to see the entire lane the competitor is in, the equipment and the whole horse and rider clearly
- Some zooming is necessary when the horse and rider are at the far end of the lane

Framing

- The horse and rider should fill about quarter to half of the vertical space in the frame whenever possible



TETRATHLON CHAMPIONSHIP

Tetrathlon is a four-phase event (Riding, Running, Shooting, and Swimming) with separate boys' and girls' Team Championships and Individual Championships

RULES:

PCA National Tetrathlon Rule Book 2021 at <https://ponyclubaustralia.com.au/wp-content/uploads/2020/06/Tetrathlon-Rule-Book-2021-FINAL-Feb-2021.pdf>

ORGANISATION:

A State Association, a Zone, or a Pony Club (Organiser) may be directly responsible for the organisation and judging of part of the Tetrathlon Championship.

RIDING PHASE

	Max Height	Speed	Efforts	Will include
Sub Junior	0.75m	350m/min	15 not counting Gate and Slip Rail	Max 1 x double and 1 x treble PLUS Gate and Slip Rail OR 2 x doubles PLUS Gate and Slip Rail
Junior	0.85m			
Senior	0.95m			

Scoring:

1400 points if 0 jumping penalties and 0 time penalties. Elimination in the Riding Phase is not elimination for the entire competition.

The course

The arena must be 50m x 80m. A course plan designed by an FEI course designer with international virtual showjumping competition experience will be provided to the Organiser. The course plan will be designed on a grid and will contain detailed specifications for building the course for the Riding Phase. Electronic timing gear will be required. The Judge must act as the PCA Technical Delegate and inspect the built course to ensure that it has been built in accordance with the course plan.

Judging and Results

The Judge will conduct and judge the Riding Phase according to the rules. The results must be recorded on the Tetrathlon Standardised Scoring Sheets which must be submitted immediately to PCA upon completion of the competition or by 10 October 2021 (whichever is earlier) by email to nationals@ponyclubaustralia.com.au

Video

Each competitor must submit an unedited video, including sound, of their round in the Riding Phase at the PCA National Championships to PCA by uploading it to a dedicated file sharing platform via the link provided to competitors immediately upon completion of the competition or by 10 October 2021 (whichever is earlier). Do not submit videos of a



Riding Phase from another competition. Any video which is suspected of having been edited (visual or sound) or filmed during another competition or outside the scheduled filming period for the PCA National Championships will not be accepted.

The use of smartphones is encouraged to record the unedited video to be submitted to PCA. Videos of the Riding Phase must show date and time.

SHOOTING PHASE

Equipment:

Laser Pistols (UIPM approved) to shoot at Precision targets.

Distances:

Seniors and Juniors will shoot from 10 metres with pistol held in one hand only.

Sub Juniors will shoot from 7 metres and may hold pistol in one or two hands.

Scoring:

Each competitor will shoot 2 series each with 5 shots fired consecutively and with a time limit of 2 minutes per series of 5 shots. All 10 shots, 5 from each series, will count towards the score of the competitor. A maximum of 1090 points can be achieved.


Prior to the competition each competitor will have 5 minutes Preparation Time including unlimited practice sighting shots. Coaching is allowed during the firing of practice sighting shots.

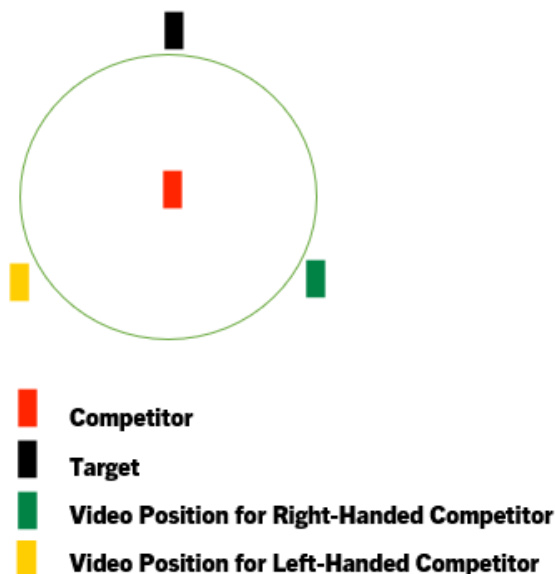
Judging and Results

The Judge will conduct and judge the Shooting phase according to the rules. The results must be recorded on the Tetrathlon Standardised Scoring Sheets which must be submitted immediately to PCA upon completion of the competition or by 10 October 2021 (whichever is earlier) by email to nationals@ponyclubaustralia.com.au

Video

An unedited video, including sound, of each competitor competing in the Shooting Phase must show the entire shoot. The person taking the video should stand in the following location in relation to the competitor:





Each competitor must submit an unedited video, including sound, of their shoot during the Tetrathlon held at these PCA National Championships to PCA by uploading it to a dedicated file sharing platform via the link provided to competitors immediately upon completion of the shoot or by 10 October 2021 (whichever is earlier). Do not submit videos of shoots completed at another competition. Any video which is suspected of having been edited (visual or sound) or filmed during another competition or filmed outside the scheduled filming period for the PCA National Championships will not be accepted.

The use of smartphones is encouraged to record the unedited video to be submitted to PCA. Videos of the Shooting Phase must show date and time.

SWIMMING PHASE


A Swimmer may use any style (stroke) or combination of style (stroke).

A Swimmer must touch the end of the pool with some part of their body when turning and at the end of the pool when finishing.

	Distance	Gender	Optimum Time	Penalties
Sub Junior	100m	Male/Female	1 min 20 sec	± 6 pt/sec
Junior	200m	Male/Female	2 min 30 sec	± 4 pt/sec
Senior	200m	Male/Female	2 min 30 sec	± 4 pt/sec

Facilities required:

A 25m heated swimming pool with the allowable water temperature of 25°C - 28°C.



Timing:

Electronic timing is preferred, but if this is not available, then three stop watches per lane must be used.

Scoring:

Completing the swim in the optimum time scores 1100 points. For each second above or below the optimum time, penalty points are added or removed from 1100 points.

Judging and Results

The Judge will conduct and judge the Swimming phase according to the rules. The results must be recorded on the Tetrathlon Standardised Scoring Sheets which must be submitted immediately to PCA upon completion of the competition or by 10 October 2021 (whichever is earlier) by email to nationals@ponyclubaustralia.com.au

Video:

Videos of each competitor competing in the Swimming Phase must show the entire swim including the start, the full length of the swim, the turns, and the finish.

Each competitor must submit an unedited video, including sound, of their swim during the Swimming Phase of the Tetrathlon held at these PCA National Championships to PCA by uploading it to a dedicated file sharing platform via the link provided to competitors immediately upon completion of the swim or by 10 October 2021 (whichever is earlier). Do not submit videos of swims completed at another competition. Any video which is suspected of having been edited (visual or sound) or filmed during another competition or filmed outside the scheduled filming period for the PCA National Championships will not be accepted.

The use of smartphones is encouraged to record the unedited video to be submitted to PCA. Videos of the Swimming Phase must show date and time.

RUNNING PHASE

The Running phase is in a form of a "chase run" where competitors start at one-minute intervals and are required to complete the course in the fastest possible time.

	Distance	Optimum Time Male	Optimum Time Female	Penalties
Sub Junior	1000m (21/2 laps)	3 min 30 sec	3 min 45 sec	± 6 pt/sec
Junior	2000m (5 laps)	7 min 20 sec	8 min 00 sec	± 4.5 pt/sec
Senior	3000m (71/2laps)	11 min 00 sec	12 min 00 sec	± 3 pt /sec



Facilities required:

Standard 400m athletics running track with standard competition markings.

Timing:

Electronic timing is preferred, but if this is not available, then at least three running stop watches must be used.

Scoring:

Completing the run course in the optimum time scores 1100 points. For each second above or below the optimum time, penalty points are added or removed from 1100 points. A minimum score of 20 points is achieved by any runner correctly negotiating the course.

Judging and Results


The Judge will conduct and judge the Running Phase according to the rules. The results must be recorded on the Tetrathlon Standardised Scoring Sheets which must be submitted immediately to PCA upon completion of the competition or by 10 October 2021 (whichever is earlier) by email to nationals@ponyclubaustralia.com.au

Video:

Videos of each competitor competing in the Running Phase must show the entire run, including the start, the full length of the run and the finish.

Each competitor must submit an unedited video, including sound, of their run during the Tetrathlon held at these PCA National Championships to PCA by uploading it to a dedicated file sharing platform via the link provided to competitors immediately upon completion of the run or by 10 October 2021 (whichever is earlier). Do not submit videos of runs completed at another competition. Any video which is suspected of having been edited (visual or sound) or filmed during another competition or filmed outside the scheduled filming period for the PCA National Championships will not be accepted.

The use of smartphones is encouraged to record the unedited video to be submitted to PCA. Videos of the Running Phase must show date and time.



QUIZ CHAMPIONSHIP

	Level of competition	Date
Sub Juniors	D* and one level above	28 September 2021 6.00pm AEST
Juniors	C and one level above	29 September 2021 6.00pm AEST
Seniors	C* or K, and one level above	30 September 2021 6.00pm AEST

RULES:

PCA Quiz Rule Book 2020 at <https://ponyclubaustralia.com.au/wp-content/uploads/2020/06/PCA-Quiz-Rules-2020.pdf>

PCA Quiz Handbook 2020 at <https://ponyclubaustralia.com.au/wp-content/uploads/2020/06/PCA-Quiz-Handbook-2020.pdf>

PHASES:

Each Team will appoint a captain and scores will be taken from team participants across the following three phases.

Classroom Phase


This Phase tests a Team's group knowledge and ability to work together. All competitors sit at virtual tables with their teammates to answer the written questions (Nos 1-20, at the designated proficiency level) and the oral bonus questions (Nos 21-25, at one level above the designated level).

Written Test Phase

This is a written test of 25 questions, based on the content Riders should know for their proficiency certificates. Questions 1-20 can test up to one level above the required standard (see No 4 in the Quiz Rule Book for levels). Questions 21-25 will be bonus questions and set at one level above Questions 1-20 (i.e. two levels above the required standard). The Written Test is designed to give individuals more time to work through their answers. Where Individual Champion is awarded, it is based on the score for the Written Test. It is also the tie-break Phase to decide overall Team Champions in the case of equal scores.

Games Phase

The Games Phase is designed to provide the competitors with an entertaining, interactive experience that encourages a strong knowledge of horses. It is designed to test a Team's ability to work together. Each Team rotates together through the game. The games are:



- Jumbled Words
- Odd One Out
- Famous Australian Olympians
- Alphabet Game

VIRTUAL QUIZ RULES:

Equipment

Each competitor must have access to a Personal Computer or a Laptop Computer

Login

Each competitor will receive Login details and participation instructions on or before 21 September 2021.

Video

The Quiz Championships will be held online, and all phases will be recorded.

RIDE TO TIME CHAMPIONSHIP

This is a new discipline being offered at the 2021 Championships. It aims to improve the skills of cross-country riding and act as an introduction to the riding opportunities available within the Racing Industry. The scores for this event do not count for the Roger Braham Shield.

Organisation

A State Association, a Zone, or a Pony Club (Organiser) may be directly responsible for the organisation and judging of part of the Ride to Time Championship.

Teams

- Juniors are age 13 years and under 17 years.
- Seniors are age 17 years and under 26 years.
- Each State or Territory may enter a maximum of 4 Riders in each age group to form a Team that contains a maximum number of 8 Riders.
- Where there are insufficient numbers to form a Team, each State or Territory may enter Individual Riders.
- Points are accumulated from each class.
- All Riders will be scored for Individual Championships.



Classes and Prescribed Times:

A maximum of 2 Juniors and 2 Seniors from each Team will compete in the Maiden Class and a maximum of 2 Juniors and 2 Seniors from each Team will compete in the Open Class.

	Maiden Prescribed Time	Open Prescribed Time
Junior and Senior	1000m per 120 seconds	1000m per 109 seconds

Rounds:

On the same day, in each class, each Rider will ride:


- A timed familiarisation round which will not be videoed and will not count in the scoring. Riders will be informed their time for the familiarisation round before the Rider does their First Round.
- A First Round that will be scored and videoed. Riders will not be informed their time for the First Round before the Rider does their Second Round.
- A Second Round that will be scored and videoed.

Timing:

- The Timer (Judge) needs to be able to view the start, the entire 1000m and the finish.
- Start the stopwatch when the Rider's body goes over the start. Stop when the Rider's body goes over the finish. Do not start the next Rider until you have recorded the time.
- Time is recorded as milliseconds.

Scoring:

Scoring is based on the difference in milliseconds between the Rider's time and the prescribed time. There is no penalty for being over the prescribed time or under the prescribed time.



The following is an example of how scoring is determined and recorded:

	Prescribed Time	Rider's actual time in milliseconds	Difference between Prescribed Time and actual time	Score recorded on scoresheet
Maiden	2:00:00 2 minutes	2:00:38	38 milliseconds	0.38
Maiden	2:00:00 2 minutes	1:57:25	2 secs, 75 milliseconds	2.75
Open	1:49:00 1 min, 49 secs	1:49:19	19 milliseconds	0.19
Open	1:49:00 1 min, 49 secs	1:45:35	3 secs, 65 milliseconds	3.65

Facilities

Ideally, a grass racetrack is preferred. The next best thing is an artificial track surface at a racetrack. If a racetrack is not available, a continuous grass or sand track, 1000m long with minimal turns, and if there are turns, they all turn the same way, will suffice.

Cones must be placed at the start, at every 200m (this distance is known as a furlong), and at the finish line. A cone must also be placed on the track at a point that is 200m prior to the start, to allow the Rider to establish their rhythm and pace before the start.

The Judge must act as the PCA Technical Delegate and inspect the track to ensure that it has been prepared in accordance with these requirements.

Gear

Body Protectors are mandatory.

Riders must not wear time pieces.

Horse Trials Gear Rules in PCA National Gear Rules 2021 at www.ponyclubaustralia.com.au

Judging and Results

The Judge will conduct and judge the event according to these rules. The results must be submitted immediately to PCA upon completion of the competition or by 10 October 2021 (whichever is earlier) by email to nationals@ponyclubaustralia.com.au


Video

Each Rider must submit an unedited video of their ride at each PCA National Championships Ride to Time round to PCA by uploading it to a dedicated file sharing platform via the link provided to competitors immediately upon completion of the competition or by 10 October 2021 (whichever is earlier). Do not submit videos of Ride to Time rounds from another competition. Any video which is suspected of having been



edited (visual or sound) or filmed during another competition or outside the scheduled filming period for the PCA National Championships will not be accepted.

The use of smartphones is encouraged to record the unedited video to be submitted to PCA. Videos of scored Ride to Time rounds must show date and time.



ENTRY FEES AND COSTS

STATE ASSOCIATIONS

STATE ENTRY: The State Association will complete an Entry Form Summary and Teams Sheet and sent it to nationals@ponyclubaustralia.com.au
PCA will then invoice the State Association.

COMPETITORS

RIDER FEES: Riders will enter via MyPonyClub where they will pay the rider fee.
Event shirts may also be purchased via MyPonyClub.

STATE ENTRY FEES

Team Entry (all disciplines except Quiz)	\$200
Team Entry (Quiz)	\$50
Individual Entry (if not part of a Team)	\$50

COMPETITOR ENTRY FEES

Rider Fee (all competitors)	\$200
PCA National Championships 2021 Event Shirt (Optional)	\$45

ENTRY QUERIES

nationals@ponyclubaustralia.com.au

ENTRIES OPEN:

11 August 2021

ENTRIES CLOSE:

31 August 2021



WITH THANKS TO OUR GENEROUS SPONSORS

